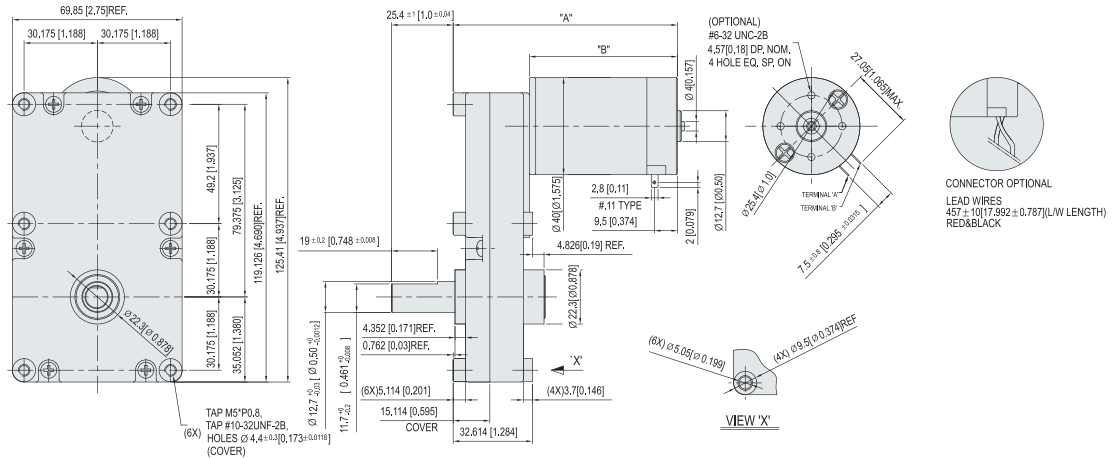




COMPACT TYPE SG SERIES GEARED MOTOR

MOTOR DIMENSION

UNIT : mm[inch]



MODEL NO.	"A"	"B"
SG42□□□□	77.814 [3.064]	46.4 [1.827]
SG43□□□□	87.414 [3.441]	56.0 [2.205]
SG44□□□□	92.514 [3.642]	61.1 [2.406]

MODEL NO.	"A"	"B"
SG45□□□□	100.114 [3.941]	68.7 [2.705]
SG46□□□□	109.014 [4.292]	77.6 [3.055]


PERMISSIBLE TORQUE OF GEAR BOX

(Voltage : DC 24V)

TYPE	GEAR RATIO	395.7	1218.1	1412.5	1620.7	1709.9	3238.2
SG42B□□□	No Load rpm	17.7	5.8	5.0	4.3	4.1	2.2
	N-m	4.07	11.28	13.08	15.01	15.83	29.98
	oz-in	576.4	1596.9	1851.9	2124.8	2241.8	4245.2
	kgf·cm	41.54	115.08	133.45	153.12	161.55	305.92
SG43B□□□	No Load rpm	15.1	4.9	4.2	3.7	3.5	1.9
	N-m	8.40	23.26	26.97	30.95	32.65	33.81
	oz-in	1188.8	3293.8	3819.5	4382.4	4623.6	4787.5
	kgf·cm	85.67	237.36	275.24	315.81	333.19	345.00
SG44B□□□	No Load rpm	15.5	5.1	4.4	3.8	3.6	1.9
	N-m	10.94	30.31	33.81	33.81	33.81	33.81
	oz-in	1549.2	4292.0	4787.5	4787.5	4787.5	4787.5
	kgf·cm	111.64	309.29	345.00	345.00	345.00	345.00
SG45B□□□	No Load rpm	16.0	5.2	4.5	3.9	3.7	2.0
	N-m	12.47	33.81	33.81	33.81	33.81	33.81
	oz-in	1765.3	4787.5	4787.5	4787.5	4787.5	4787.5
	kgf·cm	127.21	345.00	345.00	345.00	345.00	345.00
SG46B□□□	No Load rpm	12.4	4.0	3.5	3.0	2.9	1.5
	N-m	17.30	33.81	33.81	33.81	33.81	33.81
	oz-in	2449.8	4787.5	4787.5	4787.5	4787.5	4787.5
	kgf·cm	176.54	345.00	345.00	345.00	345.00	345.00

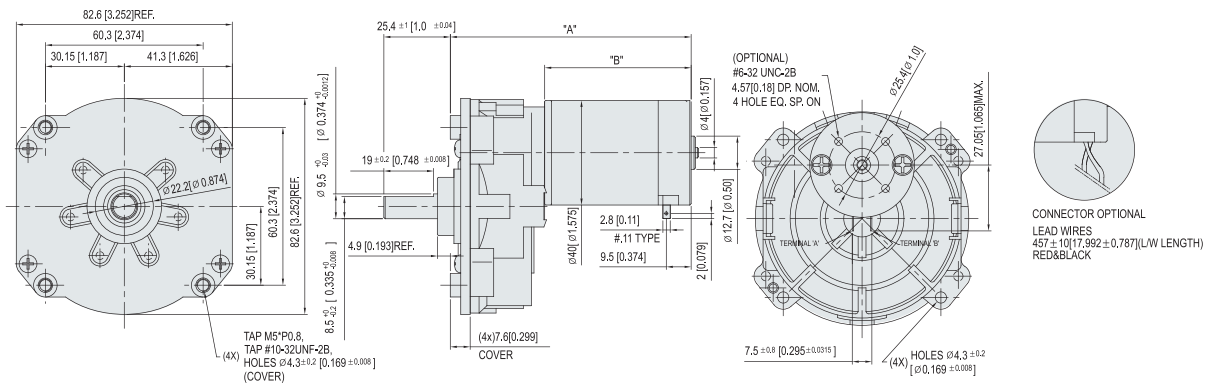
* Please contact our sales Department regarding other gear ratio.

COMPACT TYPE SP SERIES GEARED MOTOR



MOTOR DIMENSION

UNIT : mm[inch]



MODEL NO.	"A"	"B"
SP42□□□□	82.5 [3.248]	46.4 [1.827]
SP43□□□□	92.1 [3.626]	56.0 [2.205]
SP44□□□□	97.2 [3.827]	61.1 [2.406]


MODEL NO.	"A"	"B"
SP45□□□□	104.8 [4.126]	68.7 [2.705]
SP46□□□□	113.7 [4.476]	77.6 [3.055]

PERMISSIBLE TORQUE OF GEAR BOX

(Voltage : DC 24V)

TYPE	GEAR RATIO	32.4	73.5	148.8	253	747.5	3105.2
SP42B□□□□	No Load rpm	216.5	95.4	47.1	27.7	9.4	2.3
	N-m	0.37	0.84	1.53	2.60	6.92	11.27
	oz-in	52.5	118.9	216.8	368.6	980.0	1595.8
	kgf·cm	3.78	8.57	15.62	26.56	70.62	115.00
SP43B□□□□	No Load rpm	185.0	81.5	40.3	23.7	8.0	1.9
	N-m	0.76	1.73	3.16	5.37	11.27	11.27
	oz-in	108.1	245.3	447.1	760.2	1595.8	1595.8
	kgf·cm	7.79	17.68	32.22	54.78	115.00	115.00
SP44B□□□□	No Load rpm	189.8	83.7	41.3	24.3	8.2	2.0
	N-m	1.00	2.03	4.11	7.00	11.27	11.27
	oz-in	141.0	287.8	582.5	990.5	1595.8	1595.8
	kgf·cm	10.16	20.74	41.98	71.38	115.00	115.00
SP45B□□□□	No Load rpm	195.9	86.4	42.7	25.1	8.5	2.0
	N-m	1.13	2.57	4.69	7.97	11.27	11.27
	oz-in	160.6	364.3	663.9	1128.7	1595.8	1595.8
	kgf·cm	11.57	26.25	47.84	81.34	115.00	115.00
SP46B□□□□	No Load rpm	151.7	66.9	33.0	19.4	6.6	1.6
	N-m	1.57	3.57	6.51	11.06	11.27	11.27
	oz-in	222.9	505.7	921.3	1566.4	1595.8	1595.8
	kgf·cm	16.06	36.44	66.39	112.88	115.00	115.00

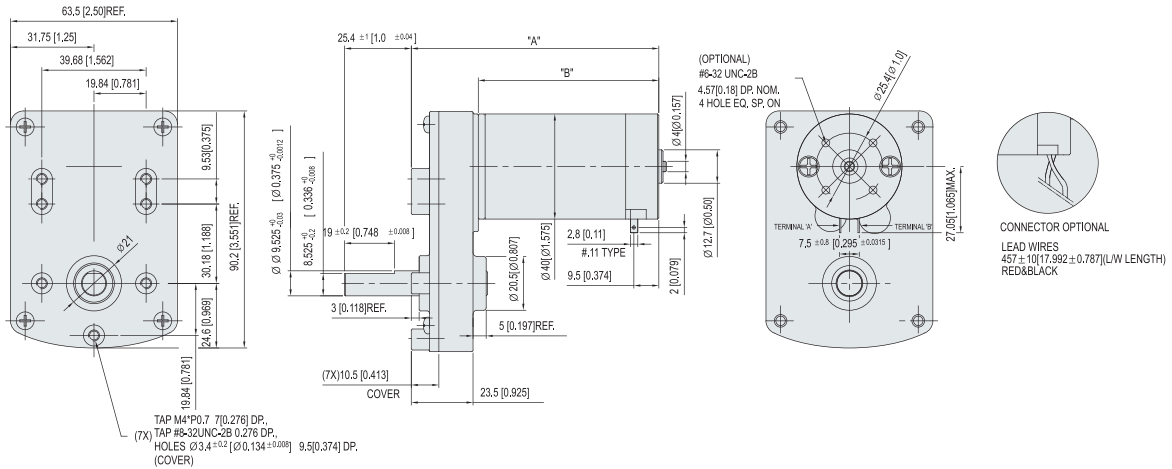
* Please contact our sales Department regarding other gear ratio.



COMPACT TYPE SR SERIES GEARED MOTOR

MOTOR DIMENSION

UNIT : mm[inch]



MODEL NO.	"A"	"B"
SR42□□□□	71.9 [2.831]	46.4 [1.827]
SR43□□□□	81.5 [3.209]	56.0 [2.205]
SR44□□□□	86.6 [3.409]	61.1 [2.406]

MODEL NO.	"A"	"B"
SR45□□□□	94.2 [3.709]	68.7 [2.705]
SR46□□□□	103.1 [4.059]	77.6 [3.055]


PERMISSIBLE TORQUE OF GEAR BOX

(Voltage : DC 24V)

TYPE	GEAR RATIO	58.8	62.5	124.9	144	192
SR42B□□□	No Load rpm	119.3	112.2	56.2	48.7	36.5
	N-m	0.75	0.79	1.43	1.65	2.19
	oz-in	105.7	112.4	202.2	233.1	310.7
	kgf·cm	7.62	8.10	14.57	16.80	22.39
SR43B□□□	No Load rpm	101.9	95.9	48.0	41.6	31.2
	N-m	1.54	1.64	2.94	3.39	4.53
	oz-in	218.1	231.9	417.0	480.7	641.0
	kgf·cm	15.72	16.71	30.05	34.64	46.19
SR44B□□□	No Load rpm	104.6	98.4	49.2	42.7	32.0
	N-m	2.01	2.13	3.84	4.42	5.90
	oz-in	284.2	302.1	543.3	626.4	835.2
	kgf·cm	20.48	21.77	39.15	45.14	60.19
SR45B□□□	No Load rpm	108.0	101.6	50.8	44.1	33.1
	N-m	2.29	2.43	4.37	5.04	6.72
	oz-in	323.9	344.3	619.2	713.8	951.7
	kgf·cm	23.34	24.81	44.62	51.44	68.58
SR46B□□□	No Load rpm	83.6	78.7	39.4	34.1	25.6
	N-m	3.17	3.37	6.07	7.00	9.33
	oz-in	449.5	477.8	859.3	990.5	1320.8
	kgf·cm	32.39	34.43	61.92	71.38	95.18

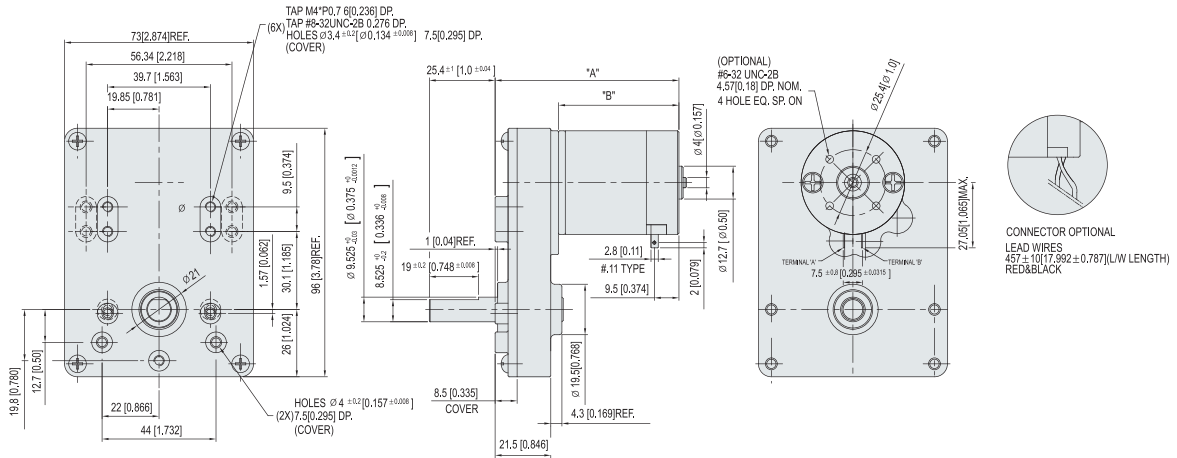
※ Please contact our sales Department regarding other gear ratio.

COMPACT TYPE SQ SERIES GEARED MOTOR



MOTOR DIMENSION

UNIT : mm[inch]



MODEL NO.	"A"	"B"
SQ42□□□□	70.9 [2.791]	46.4 [1.827]
SQ43□□□□	80.5 [3.169]	56.0 [2.205]
SQ44□□□□	85.6 [3.370]	61.1 [2.406]

MODEL NO.	"A"	"B"
SQ45□□□□	93.2 [3.669]	68.7 [2.705]
SQ46□□□□	102.1 [4.020]	77.6 [3.055]

PERMISSIBLE TORQUE OF GEAR BOX

(Voltage : DC 24V)

TYPE	GEAR RATIO	38.5	68.4	144	169	192.1	225	444	517.6	844.8	1240.2
SQ42B□□□	No Load rpm	182.2	102.6	48.7	41.5	36.5	31.2	15.8	13.6	8.3	5.7
	N-m	0.44	0.78	1.65	1.93	2.20	2.57	4.57	5.33	8.69	12.76
	oz-in	62.3	110.7	233.1	273.5	311.0	364.1	646.7	754.1	1230.6	1806.6
	kgf-cm	4.49	7.98	16.80	19.71	22.41	26.24	46.60	54.34	88.68	130.19
SQ43B□□□	No Load rpm	155.7	87.6	41.6	35.5	31.2	26.6	13.5	11.6	7.1	4.8
	N-m	0.91	1.61	3.39	3.98	4.53	5.30	9.42	10.98	14.21	14.21
	oz-in	128.5	228.3	480.7	564.2	641.2	751.2	1334.0	1555.2	2012.1	2012.1
	kgf-cm	9.26	16.45	34.64	40.66	46.21	54.13	96.13	112.07	145.00	145.00
SQ44B□□□	No Load rpm	159.8	89.9	42.7	36.4	32.0	27.3	13.9	11.9	7.3	5.0
	N-m	1.18	2.10	4.42	5.19	5.90	6.91	12.28	14.21	14.21	14.21
	oz-in	167.5	297.5	626.4	735.2	835.7	978.7	1738.2	2012.1	2012.1	2012.1
	kgf-cm	12.07	21.44	45.14	52.98	60.22	70.53	125.26	145.00	145.00	145.00
SQ45B□□□	No Load rpm	164.9	92.8	44.1	37.6	33.0	28.2	14.3	12.3	7.5	5.1
	N-m	1.35	2.39	5.04	5.92	6.72	7.88	13.99	14.21	14.21	14.21
	oz-in	190.8	339.0	713.8	837.7	952.2	1115.3	1980.8	2012.1	2012.1	2012.1
	kgf-cm	13.75	24.43	51.44	60.37	68.62	80.37	142.74	145.00	145.00	145.00
SQ46B□□□	No Load rpm	127.7	71.9	34.1	34.1	25.6	21.8	11.1	9.5	5.8	4.0
	N-m	1.87	3.32	7.00	8.21	9.33	10.93	14.21	14.21	14.21	14.21
	oz-in	264.9	470.6	990.5	1162.6	1321.5	1547.8	2012.1	2012.1	2012.1	2012.1
	kgf-cm	19.09	33.91	71.38	83.78	95.23	111.54	145.00	145.00	145.00	145.00

* Please contact our sales Department regarding other gear ratio.